

# GET TO KNOW YEAR 2

2024 - 2025

# TEACHER INTRODUCTION

Ms Paish – Silver Class Teacher.

Ms Conroy– Sapphire Class Teacher.

Ms Hammond – Gold Class Teacher (Monday, Tuesday, Wednesday).

Ms Allmand – Gold Class Teacher (Wednesday, Thursday, Friday).

# LATCHMERE SCHOOL

V I S I O N   A N D   V A L U E S

 [www.latchmereschool.org](http://www.latchmereschool.org)



## **CELEBRATING UNIQUENESS, UNLOCKING POTENTIAL, ENCOURAGING EXCELLENCE!**

Children are at the centre of everything we do. We believe in the transformative power of education that recognises and celebrates the individual strengths and unique qualities of each child.

We understand that learning is a life-long skill and developing a love of learning helps children achieve their potential throughout their education and beyond.



We are ambitious and encourage everyone in our school to strive for excellence, taking in to account each child's starting point.





# UNIQUE



- Everyone has special talents and qualities.
- Being different is wonderful and makes our world interesting.
- Celebrate what makes you, YOU!



# INCLUSIVE



- Everyone is welcome and should feel like they belong.
- Be kind and include others in games and activities
- Celebrate our differences and make new friends





# COLLABORATIVE



- Work together to solve problems and create amazing things.
- Be a good friend and listen to others.
- Teamwork helps us to succeed.



# AMBITIOUS



- Dream big and aim high.
- Work hard and try your best in everything you do.
- Believe in yourself and know you can achieve great things.





# RESILIENT

- Never give up, even when something is hard.
- Learn from mistakes and keep trying.
- Don't underestimate the power of yet!



# A WEEK IN YEAR 2

\* EXAMPLE TIMETABLE - MAY VARY DEPENDING ON TRIPS, ACTIVITY LENGTH ETC

	8.55 - 9.00	9.00 - 9.30	9.30 - 10	10 - 10:30	10.30 - 10.45	10.45 - 11	11 - 11:50	11.55 - 1.00	1:00 - 1:15	1.15 - 2	2 - 2:15	2.15 - 2:45	2:45 - 3:10	3.10 - 3.20
Monday	Registration	Whole school assembly 9:00	Phonics	SPAG	Breaktime	Mastering Number	Maths	Lunchtime	Handwriting	Science	Breaktime	Reading groups		Story
Tuesday		Phonics	English			Mastering Number	Maths		Handwriting	PSHE		PE / Art / Music		
Wednesday		Phonics	English			Handwriting	Reading groups		PE / Art / Music			PE / Art / Music		
Thursday		Phonics	English			Mastering Number	Maths		KS1 singing assembly (every other week)	Computing		RE		
Friday		Phonics	History / Geography			Mastering Number	Maths		Handwriting	Reading groups		KS1 assembly 2:15 - 2:30	Friday Free Time 2:30 - 3	

# A WEEK IN YEAR 2

- Curriculum Highlights will be posted on the Year 2 Noticeboard at the beginning of each week. This can be found by the Year 2 gate.
- There is also a PE timetable posted here.

Year 2 PE kit days Autumn 1

	w/b 9 <sup>th</sup> September	w/b 16 <sup>th</sup> September	w/b 23 <sup>rd</sup> September	w/b 30 <sup>th</sup> September	w/b 7 <sup>th</sup> October	w/b 14 <sup>th</sup> October	w/b 21 <sup>st</sup> October
Silver	Tuesday Wednesday	Tuesday Wednesday	Wednesday	Tuesday Wednesday	Tuesday Wednesday	Wednesday	Tuesday Wednesday
Gold	Wednesday	Tuesday Wednesday	Tuesday Wednesday	Wednesday	Tuesday Wednesday	Tuesday Wednesday	Wednesday
Sapphire	Tuesday Wednesday	Wednesday	Tuesday Wednesday	Tuesday Wednesday	Wednesday	Tuesday Wednesday	Tuesday Wednesday














# A WEEK IN YEAR 2

In the morning, children will walk into school through the Year 2 gate by themselves. The gate will open at 8:40. We really aim to develop the children's independence and welcome you to say goodbye at the gate. There will always be a member of the Year 2 team on the gate to welcome your child to school. If you arrive after 08:50 and find the Year 2 gate is closed, please enter via the school office.

Due to this arrangement, class teachers will be unavailable for conversations at drop-off. Please send any pick-up arrangements to the school office via email. These messages will be passed on to your child's class teacher. Alternatively, you can leave this information with the member of staff on the gate who will make a note in the messages book and pass this information on.






At the end of the day, you can collect your child from the KS1 playground. Pick-up points will be clearly signposted. If someone else is collecting your child, please email the office who will pass this information on to your child's class teacher. The person collecting your child must be over 16. Please also ensure that the teacher has seen you collect your child, before leaving.

# AUTUMN TERM

LATCHMERE SCHOOL	Autumn 1	Autumn 2		Autumn 1	Autumn 2
Big question	What famous landmarks do we have in the United Kingdom?	What is life like in the Arctic and Antarctic?	History		Remembrance 
Visits, visitors and experiences			Geography	The United Kingdom 	Polar Regions  
English	 		Design and Technology	A balanced diet – making a healthy wrap 	Mechanisms – Making a moving monster 
Whole Class Reading	Little Wandle Letters and Sounds	Little Wandle Letters and Sounds	Music	Call and Response	
Maths	Place value, addition and subtraction	Shape 	Art	Drawing – Telling a story Quentin Blake	Drawing – Observational drawing and sketching expressions
Science	Animals including humans – animals and their young, how humans grow and stay healthy	Living things and their habitats 	RE	What is Judaism and how do Jewish people live?	What makes some places sacred to believers?
Computing	iSafe	iSearch	PSHE	Families and relationships	Health and Wellbeing
PE	Fundamental skills Teambuilding	Dance Target Games	MfL	Greetings, name and age	Responding to questions about feelings and colours



# SPRING AND SUMMER TERM





# BLP SKILLS AND GROWTH MINDSET

## Team Ant



Reciprocity

## Wise Owl



Reflectiveness

## Busy Beaver

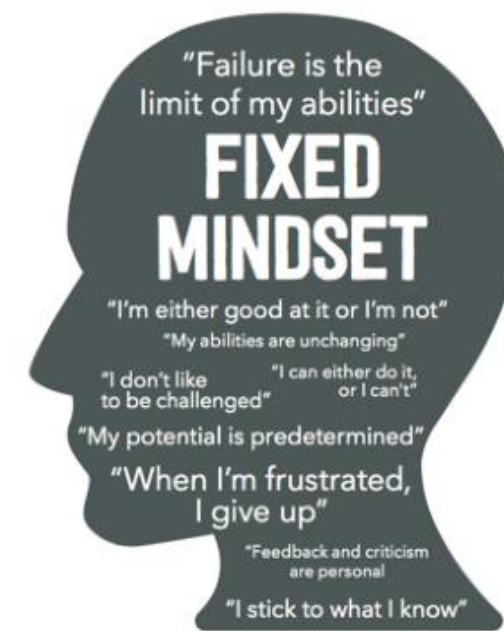


Resourcefulness

## TOUGH TORTOISE



Resilience



# BEHAVIOUR

## Latchmere School RULES



Respectful







Responsible



Reflective

# BEHAVIOUR

## Positive Recognition for expected behaviour

- Specific and descriptive praise – verbal, smile, thumbs-up gesture
- Dojo's (EYFS & KS1) 
- Team Points (KS2) – max 3 at once
- Phone call home 
- Postcard home
- HOS tea party (1/2 termly) 
- Celebration assemblies – linked to rules, given specific certificates
- Newsletter mention
- HT awards 



# BEHAVIOUR

## Consequences for unexpected behaviour

- Warning
- Move to another class to complete work for 5 minutes
- 5 minutes off play (including a restorative conversation) - consequence room in YG's. Inform parents (CPOMs/pre-written generic email)
- 2 or 5 minutes off 'Friday free time'
- Inform a senior leader
- Inform HOS
- On-report record/check in
- In-school exclusion
- Suspension
- Exclusion

Everyday  
ISA  
New Day

# BEHAVIOUR

## **EXPECTED V UNEXPECTED BEHAVIOUR** (SOME EXAMPLES BELOW)

- Follow instructions
- Walking sensibly
- Behaviour for learning expectations
- Rudeness to adults/ peers
- Refusal to follow directions from adults
- Calling out



# BEHAVIOUR

## FRIDAY FREE TIME

- Whole school initiative- consistency is vital
- Friday afternoon
- KSI from 2.30pm
- Years 3/4 2.25-2.50pm
- Years 5/6 2.50-3.15pm
- KSI can lose a maximum of two minutes a day
- KS2 can lose a maximum of 5 minutes a day
- One teacher will facilitate children who are missing free time across each year group on a rota. Consistent restorative activity across year group.
- Sports activities/ use of quad/use of quiet area/use of library/ leisure area/ apple mac/ colouring/Lego etc supervised by other 3 teachers in the year group.





# PHONICS AND SPELLING

- We are continuing with the phonics programme Little Wandle Letters and Sounds.
- Children will take part in daily phonics lessons. These will be reviewed at Christmas.
- Interventions will be put in place if needed.
- You can find resources to support learning via this link  
<https://www.littlewandlelettersandsounds.org.uk/resources/for-parents/>

## Year 1 and 2 Common Exception Words

### Year 1

the	they	one
a	be	once
do	he	ask
to	me	friend
today	she	school
of	we	put
said	no	push
says	go	pull
are	so	full
were	by	house
was	my	our
is	here	
his	there	
has	where	
I	love	
you	come	
your	some	

### Year 2

door	gold	plant	clothes
floor	hold	path	busy
poor	told	bath	people
because	every	hour	water
find	great	move	again
kind	break	prove	half
mind	steak	improve	money
behind	pretty	sure	Mr
child	beautiful	sugar	Mrs
children	after	eye	parents
wild	fast	could	Christmas
climb	last	should	everybody
most	past	would	even
only	father	who	
both	class	whole	
old	grass	any	
cold	pass	many	

# READING

- Your child will be bringing home a phonics based book every Friday. This will be changed on a weekly basis. This will be the book they read in school during the previous week. These books should be returned on the Friday.
- Reading Records
- Your child will also bring home a reading for pleasure book (Year 2 Shared Reading book). Your child can change this book whenever they wish.

## Help your child with **reading**

### I Spy

Play 'I Spy' games. Can you find words beginning with...? Can you find a picture of a ...? How many ... can you see?

### Ask Questions

Ask questions about the story as you read it e.g. What is the story about? Why do you think they made that choice? Was it a good choice? Why did that happen? What do you think will happen next? What was your favourite part of the story? Why?

### Make it Fun

Enjoy reading together. Give characters funny voices and engage with the pictures. Make a game out of finding words that rhyme or start with the same sound.

### Be Seen

Make sure you are seen reading. Keep books magazines at easy reach.

### Get Out

Go to your public library regularly. Find the books you loved as a kid to read together.

### Create

Use reading to inspire drawings or new stories.

### Go Online

Look online & in app stores for appropriate word&spellinggames.

### Make Space

Have a special place or a certain time when you read together.

### **Read everything out loud.**

Books, poems, nursery rhymes, newspaper & magazine articles, food labels...  
anything that is close to hand!

# MASTERY MATHS

- This year we will be using a Maths Mastery approach. A Maths Mastery approach follows a CPA approach. This approach means that children will experience their learning with Concrete resources first, then Pictorially before moving to Abstract (number) based learning.
- Resources and advice and guidance to support your child can be found via this link  
<https://whiterosemaths.com/>



# END OF KEY STAGE 1 ASSESSMENTS

- Statutory End of KS1 assessments (SATs) are no longer compulsory, however we will still be asking the children to sit these to inform our teacher judgements.
- Children will complete the following papers:
  - Maths Arithmetic
  - Maths Reasoning
  - Reading Paper 1
  - Reading Paper 2
  - SPAG
- Past papers can be found by googling 'Key Stage 1 Assessment papers.'



# RSE

- In the second half of the summer term the children will have three RSE lessons learning about differences.
- They will be learning about the concept of gender stereotypes, the differences between male and female babies (linking this to their knowledge of male and female animals), and naming body parts.
- For more information about our RSE curriculum please read our RSE Policy which can be found on the trust website. The resources used in our lessons can also be viewed at the school office.



# HOME LEARNING

- A homework grid will be sent home each term with a range of activities to choose from.
- In the spring term, weekly spellings will be posted on the curriculum highlights page for children to practice at home.

## Year 2 HOME LEARNING due in 13<sup>th</sup> December 2024

Be Creative	Be Outside	Be Curious
<p><b>Festive Food</b> Make a snack to celebrate the festive season. You could design a biscuit or a cupcake. Write a set of instructions that includes bossy verbs, and adverbs. Try using a variety of time words. Record the adjectives your family use to describe the taste after eating your snack.</p>	<p><b>Seasonal Changes</b> On the way home from school or on a walk in the park collect leaves and a small number of carefully selected autumn treasures (up to 3 items maximum). Please bring them in to share in class.</p>	<p><b>Landmarks of London</b> Find out about a London landmark. Create a drawing or model with labels to show interesting facts. Describe its main features and where it is in London.</p>
<p><b>Me Myself and I</b> Create a collage that represents your personality. Draw, write or use pictures and words along with a photograph of yourself.</p>	<p><b>Firework Spotting</b> Watch fireworks from your window or visit a show. Describe your experiences using your 5 senses.</p>	<p><b>Staying Healthy</b> Keep a food diary for a week. Record the foods you eat on a healthy food plate. Ask yourself "How healthy is my diet?" Is there anything you would change?</p>
<p><b>Creative writing task</b> <b>Writing: Write a diary entry.</b> Write a diary entry about all of the things you get up to over a weekend or in your half term holiday.</p>	<p><b>Money Money Money</b> Investigate the prices of 10 items in a supermarket, e.g. baked beans, jam, rice, broccoli etc. Draw the coins that you need to pay for each item. <b>Challenge:</b> Add the value of the items. How much is the total?</p>	<p><b>All about the UK</b> Find out interesting facts about the UK, e.g. discover which part of the UK has the most or least number of rivers, which country has the highest or lowest mountain, or which part of the UK has the tallest or shortest building. Amaze your class with the strangest fact you discover about the UK.</p>

### Home learning tasks

Home learning tasks are optional. You can do as many tasks as you would like. When you have completed a task, please bring it into school to share with your teachers and peers. We will have a learning walk at the end of each term to view your wonderful work.

# LUNCH MEAL

Please talk to your child about what you are booking for their school lunch.

This will help to avoid having children refuse their lunch because it is something which they do not like.

We are a nut-free zone.



THANK YOU! ANY QUESTIONS?